



HPPS Weekly Home Learning 2020 – 2021


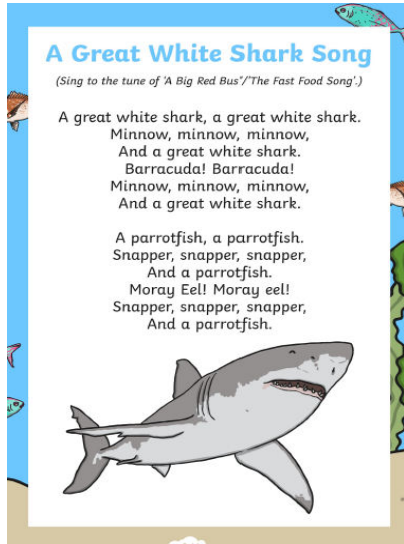
Please use the links below to help you learn at home. You can do this work on the computer or in your Home Learning book and upload it onto Seesaw. It is important to complete all the work to ensure you keep up with the learning we are doing in school.

	Maths Addition	Literacy Power of Reading – Writing Billy's Bucket	Phonics Weekly Phonemes: oa, ar, or, ur Tricky words: my, for too	HPPS Creative (Topic)
Monday	<p>Green</p> <p>Warm up: Have the numbers 1-7 written on pieces of paper count them out putting them in order as you and your child count together.</p> <p>MAIN: This week we will be using objects, to add two single-digit numbers and count on to find the answer.</p> <p>Model adding 2 groups of objects together.</p> <p>Have some objects that your child can count.</p> <p>Ask your child to count out a number and then another, how many do they have altogether? (The total should be 7 or less)</p> <p>Amber/Red</p> <p>Warm up: With your child, count to 20 together and then see if they can count to 20 on their own.</p> <p>MAIN: This week we will be using quantities and objects, to add two single-digit numbers and count on to find the answer.</p> <p>Children to have objects they can use to count.</p> <p>Ask your child to count out a number and then another, how many do they have altogether? (Total to be 20 or less.)</p>	<p>Billy's Bucket</p> <p>These are the words of the week, relating to our text Billy's Bucket. Discuss the meaning of each of the words with your child.</p> <p><i>Believe</i> <i>Special</i> <i>Imagine</i> <i>Possibilities</i></p> 	<p>Phoneme: oa</p> <p>Practise writing the graphemes in the pre cursive handwriting font.</p> <p>Words: <i>boat, float, coat</i></p> <p>Help your child to read the words by writing them down. They can also segment the sounds they hear and write them as words.</p> <p>Read the challenge sentences together:</p> <p>Green: It is a coat.</p> <p>Amber: That coat is in the boat.</p> <p>Red: My coat is afloat with the boat.</p>	<p>Expressive Arts and Design</p> <p>Can you create a map of your journey to school? Think about the things you pass on the way. Can you label the map? Take a photo and upload to Seesaw.</p> 





HPPS Weekly Home Learning 2020 – 2021

Please use the links below to help you learn at home. You can do this work on the computer or in your Home Learning book and upload it onto Seesaw. It is important to complete all the work to ensure you keep up with the learning we are doing in school.

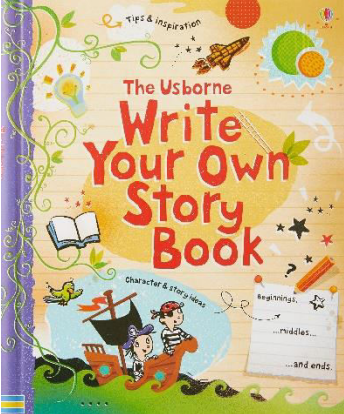

Wednesday	<p>Green</p> <p>Warm up: Have the numbers 1-7 on pieces of paper faced down. Ask your children to pick one and then count to the that number and STOP.</p> <p>MAIN: Give your child a number written on a piece of paper, if you have Lego or something similar ask them to build a tower with that given number pieces. Repeat a second time with another number and then ask them how many they have altogether?</p> <p>Amber/Red</p> <p>Warm up: Children to count to 20.</p> <p>Watch: Number song 1-20 for children Counting numbers The Singing Walrus - YouTube</p> <p>MAIN: Show a number between 1-10 written on a piece of paper and say we are going to add 4 on. Model counting on 4 on a number line. This can be drawn on a piece of paper. Say a number to your child and ask them to count on a given number on their number line.</p>	<p>What is inside YOUR Bucket?</p> <p>This is your special bucket, where it is possible for anything to be inside! What do you see?</p>  <p>Draw and write a list of the things that are in your bucket.</p>	<p>Phoneme: or</p> <p>Practise writing the graphemes in the pre cursive handwriting font.</p> <p>Words: <i>fork, thorn, torch</i></p> <p>Help your child to read the words by writing them down. They can also segment the sounds they hear and write them as words.</p> <p>Read the challenge sentences together:</p> <p>Green: I see a fork.</p> <p>Amber: I might see the fork with my torch.</p> <p>Red: This torch can see the fork and the thorn.</p>	<p>Music (Expressive Arts and Design)</p> <p>Learn the song and perform it – you could even add some actions!</p>  <p>A Great White Shark Song (Sing to the tune of 'A Big Red Bus'/'The Fast Food Song'.)</p> <p>A great white shark, a great white shark. Minnow, minnow, minnow, And a great white shark. Barracuda! Barracuda! Minnow, minnow, minnow, And a great white shark.</p> <p>A parrotfish, a parrotfish. Snapper, snapper, snapper, And a parrotfish. Moray Eel! Moray eel! Snapper, snapper, snapper, And a parrotfish.</p>
-----------	--	---	--	--

Please use the links below to help you learn at home. You can do this work on the computer or in your Home Learning book and upload it onto Seesaw. It is important to complete all the work to ensure you keep up with the learning we are doing in school.

<p>Thursday</p>	<p>Green:</p> <p>Warm up: Sing 10 Green Bottles song with song props. Model 1:1 counting of the bottles on the table. Encourage different children to come to the front and count the bottles each time.</p> <p>MAIN: if you have dice at home use this to roll twice and then add the numbers together, use objects to help visualise the amount. Alternatively, there are virtual dice if you type it in the search engine online.</p> <p>Amber/Red</p> <p>Warm up: Have the number 1-20 on paper, face down on the floor ask your child to pick a number and then count on from that number to 20.</p> <p>MAIN: Give your child an amount of objects and you have a different amount. Count them both separately and then ask your child how many we have altogether. This should be repeated a few times.</p>	<p>What is inside YOUR Bucket?</p> <p>Use the list that you created yesterday. Choose one thing to make into a sentence to write about what you saw in your bucket.</p> 	<p>Phoneme: ur</p> <p>Practise writing the graphemes in the pre cursive handwriting font.</p> <p>Words: <i>fur, hurt, church</i></p> <p>Help your child to read the words by writing them down. They can also segment the sounds they hear and write them as words.</p> <p>Read the challenge sentences together:</p> <p>Green: A cat on the mat.</p> <p>Amber: The church cat is on the mat.</p> <p>Red: That church cat can curl up on the mat.</p>	<p>Understanding the World (The World)</p> <p>Can you use the internet to find out some information about a sea creature? Make a fact file with the facts you find.</p> 
-----------------	---	---	--	--

HPPS Weekly Home Learning 2020 – 2021

Please use the links below to help you learn at home. You can do this work on the computer or in your Home Learning book and upload it onto Seesaw. It is important to complete all the work to ensure you keep up with the learning we are doing in school.

<p>Green:</p> <p>Warm up: Flash numerals to 5, ask your child to show that many fingers</p> <p>MAIN: Draw on paper a number line 1-10. Model finding a number and counting on to find the answer.</p> <p>Repeat with different numbers.</p> <p>Amber/Red</p> <p>Warm up: Children to count to 20.</p> <p>Watch: Number song 1-20 for children Counting numbers The Singing Walrus - YouTube</p> <p>MAIN: if you have dice at home use this to roll three times and then add the numbers together, use objects to help visualise the amount. Alternatively, there are virtual dice if you type it in the search engine online.</p>	<p>Create a Story</p> <p>Tell your own version of Billy's Bucket, placing yourself as the main character and using the things that you see in your bucket.</p> 	<p>Practise this week's graphemes and tricky words.</p> <p>Practise writing the graphemes oa, ar, or and ur in the pre cursive handwriting font.</p> <p>Help your child to read the words by writing them down. They can also segment the sounds they hear and write them as words.</p> <p>Mix up the words and practise the sounds your child finds most difficult to recognise.</p> <p>Practise reading and writing the tricky words: my, for, too</p>	<p>PSED – Managing Feelings</p>  <p>Can you think of a time you went somewhere new? <i>How did you feel?</i> <i>Were you nervous/excited?</i> <i>Who helped you feel better?</i></p>
---	---	--	--

HPPS Weekly Home Learning 2020 – 2021

Please use the links below to help you learn at home. You can do this work on the computer or in your Home Learning book and upload it onto Seesaw. It is important to complete all the work to ensure you keep up with the learning we are doing in school.

Daily Activities

Daily Raving Reading: Read for at least 15 minutes and record it in your home reading record. Remember there is a reward if you read and record every day!

Name writing: Please ensure that your child practises writing their name 1-2 times per day, encourage them to write it on every piece of work they complete with you.

Practise blending words in word books – if given.

Practise letter formation using the formation chart, teach children the letter names of the letters that they are writing.



Useful Online Resources

New web link – NUMBOTS! <https://play.numbots.com>

<https://www.oxfordreadingbuddy.com/uk>

<https://www.purplemash.com/sch/horton-bd5>

<https://www.bbc.co.uk/bitesize/levels/z3g4d2p>

<https://www.phonicsplay.co.uk/>

<https://uk.ixl.com/>