



HPPS Weekly Home Learning 2020 – 2021

Please use the links below to help you learn at home. You can do this work on the computer or in your Home Learning book and upload it onto Seesaw. It is important to complete all the work to ensure you keep up with the learning we are doing in school.



	Maths Ordering number to 20 and finding out one more or one less than a given number.	Literacy Power of Reading – Understanding/Writing Billy's Bucket	Phonics Weekly Phonemes: ai, ee, igh, oo Tricky words: was, will, with	HPPS Creative (Topic)
Monday	<p>Green:</p> <p>Warm up: Have numeral cards 1-5 (hand written on paper) count them out together, placing them in order. Then count again pointing at each number in sequence. Say numbers at random. Child to point to the number.</p> <p>MAIN: This week we will be learning how to order numbers 0-5 and beyond. How to find one more than a given number. Model ordering number cards 0-5. Ask your child to order them, if they can order 0-5 go beyond.</p> <p>Amber/Red</p> <p>Warm up: Count with your child to 20, and then ask your child to count alone to 20.</p> <p>MAIN: This week we will be learning to order numbers 0-20 and how to find one more or one less than a given number. Have the numbers 0-20 written on separate pieces of paper. Ask your child to order them.</p>	<p>What did Billy see?</p>  <p>Use the you tube link again: https://www.youtube.com/watch?v=h46WN31pIRk</p> <p>Read the story up to the point where Billy says that the bucket was the 'best present in the world'.</p> <p>Discuss what Billy saw in his bucket. What creatures have you seen before? If there are any creatures that you are not aware of/want to find out more information about – how could we do this?</p> <p>Use Safe Search to find out information about the creatures chosen. You could use SeeSaw to record what you have found out.</p>	<p>Phoneme: ai</p> <p>Practise writing the graphemes in the pre cursive handwriting font.</p> <p>Words: wait, sail, aim</p> <p>Help your child to read the words by writing them down. They can also segment the sounds they hear and write them as words.</p> <p>Read the challenge sentences together:</p> <p>Green: It is a sail. Amber: It was a sail in the rain. Red: I will go and sail in the rain.</p>	<p>Understanding the World</p>  <p>How do you recycle in your house? Can you keep track of the things you recycle in a week? Which materials need to be recycled?</p>

Please use the links below to help you learn at home. You can do this work on the computer or in your Home Learning book and upload it onto Seesaw. It is important to complete all the work to ensure you keep up with the learning we are doing in school.

Tuesday	<p>Green</p> <p>Warm up: Show your child a number, children to hop, jump, star-jump, other large body actions to that amount.</p> <p>MAIN: Give your child the numbers 0-5 written on pieces of paper. Have some small objects. (this could be dried pasta, Lego etc...) ask you child to count out the right amount for each number.</p> <p>Amber/Red</p> <p>Warm up: Watch: Number song 1-20 for children Counting numbers The Singing Walrus - YouTube</p> <p>MAIN: Today we will be finding one more than a given number. To find one more than a number you need to ADD one more. Using small objects ask the child to count out a given number. Then add one more. Ask them to count them again.</p> <p>Ask your child to repeat: "One more than _ is _"</p> <p>Repeat a few times.</p>	<p>What do Billy's Mum and Dad Believe?</p> <p>Re-watch the same section of the story as yesterday.</p> <p>In this part of the story, Billy excitedly tells his parents about what he can see in his bucket.</p> <p>How do his parents feel about what Billy is telling them?</p> <p>Do they believe that Billy can see all of those things in his bucket?</p> <div data-bbox="696 780 927 1270"> </div> <p>Why do you think they don't believe him?</p> <p>Has there been a time when you have not been believed?</p> <p>How did you feel?</p>	<p>Phoneme: ee</p> <p>Practise writing the graphemes in the pre cursive handwriting font.</p> <p>Words: <i>deep, weak, creep</i></p> <p>Help your child to read the words by writing them down. They can also segment the sounds they hear and write them as words.</p> <p>Read the challenge sentences together:</p> <p>Green: The jeep in mud.</p> <p>Amber: The jeep is deep in mud.</p> <p>Red: The big jeep is stuck in the deep mud.</p>	<p>Expressive Arts and Design</p> <p>Can you create a picture/collage from recycled materials with an underwater theme? Take some photos and show us on Seesaw!</p> <div data-bbox="1906 453 2152 592"> </div>
---------	---	--	---	---


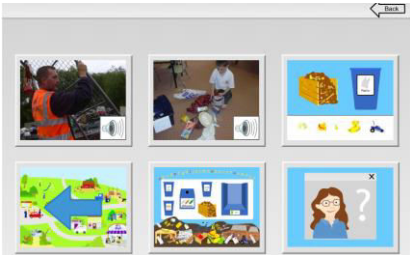
HPPS Weekly Home Learning 2020 – 2021

Please use the links below to help you learn at home. You can do this work on the computer or in your Home Learning book and upload it onto Seesaw. It is important to complete all the work to ensure you keep up with the learning we are doing in school.




<p>Wednesday</p>	<p>Green</p> <p>Warm up: Play fishing for numbers. Children to say the number they have fished, and all count to that number and STOP.</p> <p>MAIN: Today we will be finding one more than a given number up to 5. To find one more than a number you need to ADD one more. Using small objects ask the child to count out a given number. Then add one more. Ask them to count them again.</p> <p>Get the children to repeat. "One more than _ is _."</p> <p>Repeat a few times.</p> <p>Amber/Red</p> <p>Warm up: Number song 1-20 for children Counting numbers The Singing Walrus - YouTube</p> <p>MAIN: Today we will be finding one less than a given number. To find one less than a number you need to TAKE AWAY one. Using small objects ask your child to count out a given number. Then take away one. Ask them to count them again.</p> <p>Get the children to repeat. "One less than _ is _."</p> <p>Repeat a few times.</p>	<p>Why Can't Anyone Use the Bucket?</p>  <p>Billy was clear that no one could borrow his bucket.</p> <p>Why might that be?</p> <p>Discuss and then record your ideas.</p>	<p>Phoneme: igh</p> <p>Practise writing the graphemes in the pre cursive handwriting font.</p> <p>Words: <i>flight, flight, midnight.</i></p> <p>Help your child to read the words by writing them down. They can also segment the sounds they hear and write them as words.</p> <p>Read the challenge sentences together:</p> <p>Green: I see the cats.</p> <p>Amber: I might see the cats.</p> <p>Red: I might feed the fat cats at midnight.</p>	<p>Being Imaginative</p> <p>Join Jamie for some Cosmic Yoga! Copy the movement 'Squish the Fish' Namaste!</p> <p>https://www.youtube.com/watch?v=LhYtcadR9nw</p> 
------------------	--	---	--	---

HPPS Weekly Home Learning 2020 – 2021

Please use the links below to help you learn at home. You can do this work on the computer or in your Home Learning book and upload it onto Seesaw. It is important to complete all the work to ensure you keep up with the learning we are doing in school.

<p>Thursday</p>	<p>Green</p> <p>Warm up: One More Than A Number Adding 1 Numbers 0 to 9 Maths Concept For Kids Grade 1 Vid #11 - YouTube</p> <p>MAIN: Yesterday, we practised finding one more than a number. Today we are going to do the same using a number line. Model first pointing to number between 1-5 and then counting on one more to find out what one more than the number is. Child to mirror what you do.</p> <p>Amber/Red</p> <p>Warm up: Play Fishing for Numbers. Children to say the number they have fished, and all count to that number and STOP.</p> <p>MAIN: Recap one more one less with your child. Have 20 small objects and ask your child to find one more or one less than a given number using the objects to support. Repeat a few times.</p>	<p>Billy's Bucket</p>  <p>Read until the end of the story.</p> <p>Discuss the story. What was your favourite part and why?</p>	<p>Phoneme: oo</p> <p>Practise writing the graphemes in the pre cursive handwriting font.</p> <p>Words: moon, food, foot, cook</p> <p>Help your child to read the words by writing them down. They can also segment the sounds they hear and write them as words.</p> <p>Read the challenge sentences together:</p> <p>Green: Look at a fish. Amber: I look at fish. Red: I sit on a rock and look at the fish.</p>	<p>Understanding the World: Technology</p> <p>Use Purple Mash (logins in Home/School Diaries) to explore the 'Recycling Centre' https://www.purplemash.com/#app/games/simcity</p> 
-----------------	---	---	--	--

Please use the links below to help you learn at home. You can do this work on the computer or in your Home Learning book and upload it onto Seesaw. It is important to complete all the work to ensure you keep up with the learning we are doing in school.

Friday	<p>Green:</p> <p>Warm up: Have the numbers 0-10 written on separate pieces of paper. Ask your child to order them.</p> <p>MAIN: Have the number 1-5 on pieces of paper, places around the room. Say a number and your child must go to that number. You can make this more difficult, using numbers to 10.</p> <p>Amber/Red</p> <p>Warm up: Have the numbers 0-20 written on separate pieces of paper. Ask your child to order them.</p> <p>MAIN: Model on a number line how we can find one more one less by jumping backwards and forwards.</p> <p>Your child to have their own number line (you can find one online) ask them to find the given number and tell you what one more or one less than a number is.</p>	<p>Axis of Emotion</p> <p>How did Billy feel throughout the story?</p>  <p>Draw a version of the Axis of Emotion below. Draw pictures of the story in sequence on the bottom axis and plot on the graph how Billy was feeling at each point in the story.</p> <p>Discuss what the axis looks like.</p> <p>Axis of Emotion</p>  <p>If we changed one part of the story, how would this change the axis of emotion?</p>	<p>Practise this week's graphemes and tricky words.</p> <p>Practise writing the graphemes ch, sh, ng and th in the pre cursive handwriting font.</p> <p>Help your child to read the words by writing them down. They can also segment the sounds they hear and write them as words.</p> <p>Mix up the words and practise the sounds your child finds most difficult to recognise.</p> <p>Practise reading and writing the tricky words: see, are</p>	<p>PSED: Managing Feeling and Behaviour</p>  <p>In the story 'Billy's Bucket' Billy's parents hurt Billy's feelings when they don't believe him and use his bucket for other jobs.</p> <p>Have a chat with your grown up – <i>have you ever felt like Billy does when his mum and dad think his bucket is silly?</i> <i>How do you feel when somebody has something of yours?</i></p>
--------	--	---	---	---

HPPS Weekly Home Learning 2020 – 2021

Please use the links below to help you learn at home. You can do this work on the computer or in your Home Learning book and upload it onto Seesaw. It is important to complete all the work to ensure you keep up with the learning we are doing in school.

Daily Activities

Daily Raving Reading: Read for at least 15 minutes and record it in your home reading record. Remember there is a reward if you read and record every day!

Name writing: Please ensure that your child practises writing their name 1-2 times per day, encourage them to write it on every piece of work they complete with you.

Practise blending words in word books – if given.

Practise letter formation using the formation chart, teach children the letter names of the letters that they are writing.



Useful Online Resources

New web link – NUMBOTS! <https://play.numbots.com>

<https://www.oxfordreadingbuddy.com/uk>

<https://www.purplemash.com/sch/horton-bd5>

<https://www.bbc.co.uk/bitesize/levels/z3g4d2p>

<https://www.phonicsplay.co.uk/>

<https://uk.ixl.com/>