

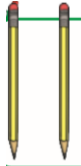
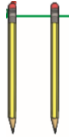



## **HPPS Weekly Home Learning 2020 – 2021**

Please use the links below to help you learn at home. You can do this work on the computer or in your Home Learning book and upload it onto Seesaw. It is important to complete all the work to ensure you keep up with the learning we are doing in school.

	<b>Maths</b> <b>Ordering Numbers to 20</b>	<b>Literacy</b> <b>Power of Reading: Jack and the Beanstalk</b>	<b>Phonics</b> <b>Full Phase 3 Review</b> <b>Weekly Phonemes: z/zz, qu, ch, sh, th</b>	<b>HPPS Creative (Topic)</b> <b>Word Book Day: Heroes</b>
--	---	--	--	--




## HPPS Weekly Home Learning 2020 – 2021

Please use the links below to help you learn at home. You can do this work on the computer or in your Home Learning book and upload it onto Seesaw. It is important to complete all the work to ensure you keep up with the learning we are doing in school.

Monday	<p><b>Numbers to 10, then 20</b></p>  <p>Watch the animation on numbers 1-20. Note: you may need to stop at 10. <a href="https://www.youtube.com/watch?v=Aq4UAss33qA">https://www.youtube.com/watch?v=Aq4UAss33qA</a></p> <p><b>GREEN:</b> Look at the numbers 1-10 on the screen cover them and reveal one at a time, can the children recognise each of the numbers.</p> <p><b>AMBER:</b> Make numerals either 0-10 using objects in your home e.g. 1 pencil can be the numeral 1.</p>  <p><b>RED:</b> Make numerals either 11-20 using objects in your home e.g. two pencils can be the numeral 11.</p> 	<p><b>Prediction – ‘Props Bag’</b></p>  <p><b>Note: Please do not tell your child which story we are reading today.</b></p>  <p>Look at the props on the slide/in the image. Reveal them one at a time. Ask your child to talk about the things one at a time. Ask the questions:</p> <ul style="list-style-type: none"> <li>-What do you think this is?</li> <li>-What might it be used for?</li> <li>-If this gives us a clue to our story, what do you think our story might be about?</li> <li>-Why do you think that?</li> </ul> <p><b>Activity:</b></p> <ul style="list-style-type: none"> <li> Label the props and with their initial sound e.g. d for dog. Talk to your grown up and they can write or record you discussing what you think the prop is and what the story might be about.</li> <li> Label the props with what they think they are and record what they think. Children to label their picture using as many sounds as possible.</li> <li> Children record their prediction themselves by writing a full sentence on the template.</li> </ul>	<p><b>Daily Graphemes: z,zz</b></p> <p><b>Revisit:</b> Watch the daily Phonics video. Encourage your child to join in saying the phoneme when the grapheme (letter card) is shown. Encourage them to read the tricky words.</p> <p><b>Teach:</b> On the daily Phonics video, encourage your child to say the new phoneme, practise writing the grapheme and join in blending and reading the words containing the new phoneme (sound).</p> <p><b>Daily Grapheme:</b> z,zz <b>Words:</b> zap zoo buzz fizz jazz</p> <p><b>Practise: Pairs</b> Play the pairs game using the words above. Can you find all the matching pairs?</p> <p><b>Apply:</b> Read the differentiated Chilli Challenge words and sentences. Start at the green and read the words/sentences to red and read as much as possible. Read the words/sentences to them so that they can write them.</p>	<p><b>Supertato</b></p>  <p>Watch the video of the Supertato story by Sue Hendra: <a href="https://www.youtube.com/watch?v=QlaMeNmTG6c">https://www.youtube.com/watch?v=QlaMeNmTG6c</a></p> <p>It is World Book Day on Thursday the 4<sup>th</sup> March. Our school theme is ‘Heroes’</p> <p>After reading the story can you answer these questions with your child:</p> <ul style="list-style-type: none"> <li>• What is a hero?</li> <li>• Is Supertato a hero? Why?</li> <li>• Can you think of another story with a hero?</li> </ul> <p>You can add your child’s responses to the Seesaw template.</p>
--------	--	---	--	--






## HPPS Weekly Home Learning 2020 – 2021

Please use the links below to help you learn at home. You can do this work on the computer or in your Home Learning book and upload it onto Seesaw. It is important to complete all the work to ensure you keep up with the learning we are doing in school.

<p>Tuesday</p>	<p><b>Counting to 20</b></p> <p>Count to 20 as a warm up. You could watch this song. <a href="https://www.youtube.com/watch?v=0VLxWIHRD4E">https://www.youtube.com/watch?v=0VLxWIHRD4E</a></p>  <p><b>GREEN:</b> Numbers <b>1-10</b> are all muddled up. Put them into the correct order.</p> <p><b>AMBER:</b> Numbers <b>1-20</b> are all muddled up. Put them into the correct order.</p> <p><b>RED:</b> Match an amount to a number.</p>	<p><b>Prediction – Front Cover</b></p> <p><b>Note: Please do not tell your child which story we are reading today.</b></p> <p>Look at the front cover of the book with squares missing.</p>  <p>Reveal the squares one at a time. <i>You can watch this on Seesaw.</i> Children to record what they think the story is/will be about when the squares have been removed.</p>	<p><b>Daily Grapheme: qu</b></p> <p><b>Revisit:</b> Watch the daily Phonics video. Encourage your child to join in saying the phoneme when the grapheme (letter card) is shown. Encourage them to read the tricky words.</p> <p><b>Teach:</b> On the daily Phonics video, encourage your child to say the new phoneme, practise writing the grapheme and join in blending and reading the words containing the new phoneme (sound).</p> <p><b>Daily Grapheme: qu</b></p> <p><b>Words:</b> queen quick quiz quill quid</p> <p><b>Practise: Buried Treasure.</b> Help the pirates sort the buried treasure by matching the real words to the treasure chest and the nonsense words in the bin.</p> <p><b>Apply:</b> Read the differentiated Chilli Challenge words and sentences. Start at the green and read the words/sentences to red and read as much as possible. Read the words/sentences to them so that they can write them.</p>	<p><b>Design your own Superhero Eye Mask</b></p>  <p>Today you can start to make a costume for <b>World Book Day</b> – As our theme this year is ‘<b>Heroes</b>’ we would like you to wear something that resembles a hero – this could be your favourite Superhero or maybe a member of the community who has shown heroism this year. Talk to your children about who helps us in society – e.g. doctors/ nurses, emergency services.</p> <p>Decorate a mask template to show your chosen hero.</p>
----------------	--	---	--	---




## HPPS Weekly Home Learning 2020 – 2021

Please use the links below to help you learn at home. You can do this work on the computer or in your Home Learning book and upload it onto Seesaw. It is important to complete all the work to ensure you keep up with the learning we are doing in school.

Wednesday	<p><b>What's the missing number?</b></p>  <p><b>GREEN:</b> Write the numbers 1-10 in order on paper leaving space between them. Ask your grown up to cover one of the numbers. Which one is covered?</p> <p><b>AMBER:</b> Look at the number tracks, either 0-10 or 0-20. Fill in the missing numbers.</p> <p><b>RED:</b> With your grown up's help, write out the numbers 0-20 on paper. Have a separate piece for each number. Ask your grown up to jumble them up for you to put in order. Ask your grown up to hide one of them (from 11-20). Which one is missing?</p>	<p><b>Jack and the Beanstalk</b></p>  <p><b>Live Lesson – Join the live lesson on Google Classroom.</b> Listen to the story being read by Miss Azzopardi.</p> <p><b>How is Jack feeling? - Role on the wall</b></p>  <p><b>After the lesson:</b> Complete your own Role on the Wall template on paper or Seesaw.</p>	<p><b>Daily Grapheme: ch</b></p> <p><b>Revisit:</b> Watch the daily Phonics video. Encourage your child to join in saying the phoneme when the grapheme (letter card) is shown. Encourage them to read the tricky words.</p> <p><b>Teach:</b> On the daily Phonics video, encourage your child to say the new phoneme, practise writing the grapheme and join in blending and reading the words containing the new phoneme (sound).</p> <p><b>Daily Grapheme: ch</b></p> <p><b>Words:</b> cheek church perch chain chip chop</p> <p><b>Practise: Word hunt!</b> Write the words above on paper and hide them around the house. Ask your child to find them all. Children read the words as they find them.</p> <p><b>Apply:</b> Read the differentiated Chilli Challenge words and sentences. Start at the green and read the words/sentences to red and read as much as possible. Read the words/sentences to them so that they can write them.</p>	<p><b>Wellbeing Wednesday: Make your own Supertato</b></p> <p>It's time to take a break from screens!</p> <p>This week we would like you to decorate a potato as your favourite Book character to celebrate World Book Day.</p> <p>This could be a heroic character like Supertato or any character from your favourite story.</p> <p>Use a fairly large potato and any materials you have at home to show your character. Take a photo and upload it to Seesaw.</p>  
-----------	--	--	--	---


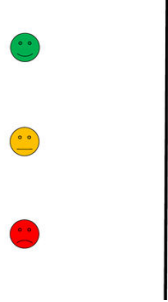

## HPPS Weekly Home Learning 2020 – 2021

Please use the links below to help you learn at home. You can do this work on the computer or in your Home Learning book and upload it onto Seesaw. It is important to complete all the work to ensure you keep up with the learning we are doing in school.

<p>Thursday</p>	<p><b>Match the numeral to the amount</b></p> <div data-bbox="159 435 573 558">  </div> <p><b>GREEN:</b> numerals 1-10 on the page. Draw a line between all the numbers in order starting at 1.</p> <p><b>AMBER:</b> Move the number cards to 20 on the screen to match the pictures.</p> <p><b>RED:</b> The centre of the flowers on the page have a number on them. Add the correct amount of petals.</p>	<p><b>Jack and the Beanstalk – Story Sequencing</b></p> <div data-bbox="712 496 1068 676">  </div> <p>Listen to the whole of the story being read on Seesaw or read the story using the pack.</p> <p>After reading, complete the differentiated sequencing activity on Seesaw or in your pack and use the pictures to re-tell the story in your own words.</p>	<p><b>Daily Grapheme: sh</b></p> <p><b>Revisit:</b> Watch the daily Phonics video. Encourage your child to join in saying the phoneme when the grapheme (letter card) is shown. Encourage them to read the tricky words.</p> <p><b>Teach:</b> On the daily Phonics video, encourage your child to say the new phoneme, practise writing the grapheme and join in blending and reading the words containing the new phoneme (sound).</p> <p><b>Daily Grapheme: sh</b></p> <p><b>Words:</b> sheep shoot push dash ship</p> <p><b>Practise: BINGO!</b> Play bingo with the 'sh' words. Adults to say words – children to find them. Shout BINGO! when you have read them all.</p> <p><b>Apply:</b> Read the differentiated Chilli Challenge words and sentences. Start at the green and read the words/sentences to red and read as much as possible. Read the words/sentences to them so that they can write them.</p>	<p><b>Word Book Day!</b></p> <div data-bbox="1798 427 2069 683">  </div> <p>Today we would love to see some photos of you in your World Book Day costumes!</p> <p>Taking part at home will feel a little different to at school but we would love the children to get involved.</p> <p>There will be a live lesson scheduled so make sure you attend to show off your costume! (Please be reminded that it is not necessary for parents to buy anything new – you can use the eye mask you made on Tuesday or make your own costume.)</p> <p>If you have a printer there are some great activities on this website: <a href="https://www.worldbookday.com/resources/nursery/">https://www.worldbookday.com/resources/nursery/</a></p> <p>If not – Complete the Seesaw activities and most importantly have fun reading!</p>
-----------------	--	--	--	--

## HPPS Weekly Home Learning 2020 – 2021

Please use the links below to help you learn at home. You can do this work on the computer or in your Home Learning book and upload it onto Seesaw. It is important to complete all the work to ensure you keep up with the learning we are doing in school.

Friday	<p><b>CHALLENGE DAY!</b> <b>One more</b></p>  <p>Count out objects in your house or draw objects on the template to match the number given.</p> <p>What number is 1 more? Write the next number in numerals.</p>	<p><b>Jack and the Beanstalk – Axis of Emotion</b></p>  <p>Using the template on seesaw or by cutting and sticking the pictures.</p> <p>Complete the Axis of Emotion, thinking about how Jack felt during each part of the story.</p>	<p><b>Daily Grapheme: th</b></p> <p><b>Revisit:</b> Watch the daily Phonics video. Encourage your child to join in saying the phoneme when the grapheme (letter card) is shown. Encourage them to read the tricky words.</p> <p><b>Teach:</b> On the daily Phonics video, encourage your child to say the new phoneme, practise writing the grapheme and join in blending and reading the words containing the new phoneme (sound).</p> <p><b>Daily Grapheme: th</b></p> <p><b>Words:</b> thin tooth teeth then this</p> <p><b>Practise: What's Missing?</b> Using the Seesaw template show the children all the pictures of 'th' words. As you click through the pages ask the children which picture is missing. Children write the word for the missing picture.</p> <p><b>Apply:</b> Read the differentiated Chilli Challenge words and sentences. Start at the green and read the words/sentences to red and read as much as possible. Read the words/sentences to them so that they can write them.</p>	<p><b>Expressive Arts and Design: Superhero Workout!</b></p> <p>Play the you tube video and follow the movements to the Superhero music. <a href="https://www.youtube.com/watch?v=cvMbkw2572k">https://www.youtube.com/watch?v=cvMbkw2572k</a></p>  <p>Take a video and upload your cool moves to Seesaw. Capes optional!</p>
--------	---	--	---	--



## HPPS Weekly Home Learning 2020 – 2021

Please use the links below to help you learn at home. You can do this work on the computer or in your Home Learning book and upload it onto Seesaw. It is important to complete all the work to ensure you keep up with the learning we are doing in school.

### Daily Activities

Daily Raving Reading: Read for at least 15 minutes and record it in your home reading record. Remember there is a reward if you read and record every day!

Name writing: Please ensure that your child practises writing their name 1-2 times per day, encourage them to write it on every piece of work they complete with you.

Practise blending words in word books – if given

Practise letter formation using the formation below, teach children the letter names of the letters that they are writing.



### Useful Online Resources

<https://www.oxfordreadingbuddy.com/uk>

<https://www.purplemash.com/sch/horton-bd5>

<https://www.bbc.co.uk/bitesize/levels/z3g4d2p>

<https://www.phonicsplay.co.uk/>

<https://uk.ixl.com/>