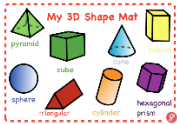













## HPPS Weekly Home Learning 2020 – 2021

Please use the links below to help you learn at home. You can do this work on the computer or in your Home Learning book and upload it onto Seesaw. It is important to complete all the work to ensure you keep up with the learning we are doing in school.

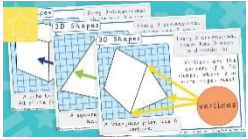


	Maths 3D Shapes	Literacy Chinese New Year - Zodiac Story	Phonics Weekly Phonemes: air, ure, er + Phase 3 Review	HPPS Creative (Topic) Chinese New Year
Monday	<p><b>3D Shape</b></p>  <p>Today we are introducing 3D shapes and their names. Watch the video for an introduction.</p> <p> Scavenger hunt – what 3d shapes can you find in your house? Look at everyday objects e.g. a can of food is a cylinder. (Examples of more objects on the template attached)</p> <p> What shapes did you find? Look at the objects. What do you notice? Can you see any 2d shapes on them?</p> <p> Sort the objects you have found into groups. You decide which shapes go in which group. Why have you sorted the shapes this way?</p>	<p><b>Chinese New Year - Zodiac Story</b></p> <p>This week we are going to look more closely at the story of the Chinese zodiac.</p>  <p>Re-read the story with your children and check they remember the events in order by pausing and asking them what comes next?</p> <p>Ask them to recall the story to you without looking at the pictures.</p> <p>See the Seesaw video for support.</p>	<p><b>Daily Grapheme: air</b></p> <p><b>Revisit:</b> Watch the daily Phonics video. Encourage your child to join in saying the phoneme when the grapheme (letter card) is shown. Encourage them to read the tricky words.</p> <p><b>Teach:</b> On the daily Phonics video, encourage your child to say the new phoneme, practise writing the grapheme and join in blending and reading the words containing the new phoneme (sound).</p> <p><b>Daily Grapheme: air</b> <b>Words:</b> pair, hair, fair, chair, stairs</p> <p><b>Practise:</b> Play a game of BINGO with air words.</p> <p><b>Apply:</b> Read the differentiated Chilli Challenge words and sentences. Start at the green and read the words/sentences to red and read as much as possible. Read the words/sentences to them so that they can write them.</p>	<p><b>Chinese New Year and Other Celebrations</b></p>  <p>Chinese New Year is a very special festival, celebrated by lots of people around the world.</p> <p>We have all taken part in celebrations for festivals or special events.</p> <p>Using the pictures on the template for ideas. Speak to your parents about a festival, celebration or special event that you have taken part in, upload a photograph of you and your family celebrating and talk or write about the event.</p> <p><i>What was the event? What did you do? Who was there? Why were you celebrating? Why is it important that we celebrate?</i></p>

Please use the links below to help you learn at home. You can do this work on the computer or in your Home Learning book and upload it onto Seesaw. It is important to complete all the work to ensure you keep up with the learning we are doing in school.

Tuesday	<p><b>3D Shape</b></p> <p> Match the name to the 3D shape.</p> <p> Identify the shapes on the picture. Colour the shapes the correct colour from the key.</p> <p> Look at pictures of buildings. Which 3d shapes can you see? How many of them can you see?</p>	<p><b>Zodiac Story Sequencing</b></p> <p>Look at the pictures from the story. Can you put them in the correct order to make a story map?</p>  <p><b>Green:</b> Order the pictures from the story.</p> <p><b>Amber:</b> Label the pictures with initial sounds/CVC key words. (e.g. rat, cat, pig)</p> <p><b>Red:</b> Label the story with some simple sentences.</p>	<p><b>Daily Grapheme: ure</b></p> <p><b>Revisit:</b> See above</p> <p><b>Teach:</b> See above</p> <p><b>Daily Grapheme: ure</b></p> <p><b>Words:</b> pure, sure, cure, lure</p> <p><b>Practise:</b> Play the Cross the River game with ure words.</p> <p><b>Apply:</b> Read the differentiated Chilli Challenge words and sentences. Start at the green and read the words/sentences to red and read as much as possible. Read the words/sentences to them so that they can write them.</p>	<p><b>Chinese New Year and Other Celebrations</b></p>  <p>Look at the festival and celebration pictures on the Seesaw template.</p> <p>Choose a festival/celebration that you do not know about and do some research about it. I recommend using the CBeebies website: <a href="https://www.bbc.co.uk/cbeebies">https://www.bbc.co.uk/cbeebies</a> and using the search bar to go to the information you need.</p>  <p>Record the information you have learnt using the template on Seesaw.</p>
---------	--	--	---	---







## HPPS Weekly Home Learning 2020 – 2021

Please use the links below to help you learn at home. You can do this work on the computer or in your Home Learning book and upload it onto Seesaw. It is important to complete all the work to ensure you keep up with the learning we are doing in school.

Wednesday	<p><b>Properties of 3D Shapes</b></p>  <p>Today we are going to look at the number of faces, edges and vertices that each shape has. Watch the video demonstrating how many each shape has.</p> <p>Use any objects you have at home to help you complete the work.</p>	<p><b>Questions for the Animals</b></p> <p>We are going to meet some of the animals from the story tomorrow!</p> <p>Think of some questions that you would ask the animals, it could be about the great race or some of their traits that you looked at last week.</p> 	<p><b>Daily Grapheme: er</b></p> <p><b>Revisit:</b> See above</p> <p><b>Teach:</b> See above</p> <p><b>Daily Grapheme:</b> er <b>Words:</b> herb, term, fern, summer, letter, hammer</p> <p><b>Practise:</b> Play the word and picture match game.</p> <p><b>Apply:</b> Read the differentiated Chilli Challenge words and sentences. Start at the green and read the words/sentences to red and read as much as possible. Read the words/sentences to them so that they can write them.</p>	<p><b>Wellbeing Wednesday!</b></p> <p>Wellbeing Wednesday is a time for you to switch off from the computer screen and enjoy a different activity.</p>  <p>This week we would like you to build the tallest tower you can without it toppling using anything other than Lego, Duplo or other building blocks. Explore which are the best household objects for building a tower.</p> <p>Take pictures of yourself with your creations and upload them to Seesaw.</p> <p>The Reception team cannot wait to see what fantastic architects and builders we have in our classes!</p>
-----------	---	---	--	---



## HPPS Weekly Home Learning 2020 – 2021

Please use the links below to help you learn at home. You can do this work on the computer or in your Home Learning book and upload it onto Seesaw. It is important to complete all the work to ensure you keep up with the learning we are doing in school.

Thursday	<p><b>Shape Sorting</b></p>  <p>Sort shapes into the sorting circles by their properties.</p> <div>  Sort by the number of vertices.         </div> <div>  Sort by the number of faces         </div> <div>  Sort by the number of edges.         </div>	<p><b>Zodiac Character Hot Seat</b></p> <p>Today the children will imagine they are one of the animals. Adults ask the children these questions:</p> <p><b>How did you get across the river?</b> <b>How did you feel when you got to the other side?</b></p> 	<p><b>Daily Grapheme: Review</b></p> <p><b>Revisit:</b> See above</p> <p><b>Teach:</b> See above</p> <p><b>Practise:</b> Read the Phase 3 words/ sentences and draw pictures to match.</p> <p><b>Apply:</b> Read the differentiated Chilli Challenge words and sentences. Start at the green and read the words/sentences to red and read as much as possible. Read the words/sentences to them so that they can write them.</p>	<p><b>Celebrations and Festivals: Similarities and Differences</b></p>  <p>Think about Chinese New Year and either the festival or celebration that you attended, or the one that you researched.</p> <p>Complete the table on Seesaw to record the similarities and differences between the festivals and how they are celebrated.</p>
----------	---	---	--	--

## HPPS Weekly Home Learning 2020 – 2021

Please use the links below to help you learn at home. You can do this work on the computer or in your Home Learning book and upload it onto Seesaw. It is important to complete all the work to ensure you keep up with the learning we are doing in school.

Friday	<p><b>CHALLENGE DAY!</b></p> <p>I'm thinking of a shape...</p> <p>Listen to the recordings of a 3D shape description. Identify the shape from its properties and circle the shape described.</p> 	<p><b>My Favourite Zodiac Animal</b></p>  <p>Choose your favourite animal from the Zodiac story. Think about why you like this animal. Was it helpful? Was it a funny animal? Was it clever?</p> <p><b>Green:</b> Draw a picture and tell your adult why you like this animal.</p> <p><b>Amber:</b> Draw a picture and tell your adult why you like this animal. Use some initial sounds or others you can hear to label.</p> <p><b>Red:</b> Draw a picture and write a sentence about why you like this animal.</p>	<p><b>Daily Grapheme: Review</b></p> <p><b>Revisit:</b> See above</p> <p><b>Teach:</b> See above</p> <p><b>Practise:</b> Write the word/ sentence to match the pictures.</p> <p><b>Apply:</b> Read the differentiated Chilli Challenge words and sentences. Start at the green and read the words/sentences to red and read as much as possible. Read the words/sentences to them so that they can write them.</p>	<p><b>Creative Friday</b></p> <p>Choose a festival or celebration, this could be Chinese New Year, a festival you and your family celebrate or the one that you researched earlier in the week.</p> <p>Get creative – make something that represents or reminds you of the festival or celebration. This could be a piece of art work, a model, food – absolutely anything you like!</p>  <p>Share what you have made on Seesaw.</p>
--------	--	---	--	---

Please use the links below to help you learn at home. You can do this work on the computer or in your Home Learning book and upload it onto Seesaw. It is important to complete all the work to ensure you keep up with the learning we are doing in school.

## Daily Activities

Daily Raving Reading: Read for at least 15 minutes and record it in your home reading record. Remember there is a reward if you read and record every day!

Name writing: Please ensure that your child practises writing their name 1-2 times per day, encourage them to write it on every piece of work they complete with you.

Practise blending words in word books – if given

Practise letter formation using the formation below, teach children the letter names of the letters that they are writing.



## Useful Online Resources

<https://www.oxfordreadingbuddy.com/uk>

<https://www.purplemash.com/sch/horton-bd5>

<https://www.bbc.co.uk/bitesize/levels/z3g4d2p>

<https://www.phonicsplay.co.uk/>

<https://uk.ixl.com/>