




HPPS Weekly Home Learning 2020 – 2021









Please use the links below to help you learn at home. You can do this work on the computer or in your Home Learning book and upload it onto Seesaw. It is important to complete all the work to ensure you keep up with the learning we are doing in school.

	Maths Weight	Literacy Chinese New Year - Dragons in the City	Phonics Weekly Phonemes: or, ur, ow, oi, ear	HPPS Creative (Topic) Chinese New Year
Monday	<p>Heavy and Light This week we are going to look at comparing weight of objects.</p> <p>Vocabulary to use this week: <i>heavy/light, heavier/lighter, heaviest/lightest</i> <i>scales, weight, weigh, weighs</i></p> <p>Find 5 objects in your house. Hold two of the objects – one in each hand. Describe the difference that you feel. Does it feel heavy or light? Which object felt the heaviest?</p> <p>Keep these objects for tomorrow's task.</p> 	<p>Chinese New Year - Dragons in the City</p>  <p>This week we are starting new learning about Chinese New Year which is celebrated on the 12th February this year. Use the document or video to read the story with your children. Talk about how the new year is celebrated in China. Discuss other celebrations in the year and compare the similarities and differences. Complete the template on Seesaw.</p> <p>Green: Use the voice recorder tool or write your child's responses to the story/discussion</p> <p>Amber: Same as above but ask your child to write some key words about Chinese New Year using their phonics knowledge.</p> <p>Red: Write a sentence about how Chinese New Year is celebrated.</p>	<p>Daily Grapheme: or</p> <p>Revisit: Watch the daily Phonics video. Encourage your child to join in saying the phoneme when the grapheme (letter card) is shown. Encourage them to read the tricky words.</p> <p>Teach: On the daily Phonics video, encourage your child to say the new phoneme, practise writing the grapheme and join in blending and reading the words containing the new phoneme (sound).</p> <p>Daily Grapheme: or Words: fork, York, sort, port, fort, torn</p> <p>Practise: Play the word sort game on the template on Seesaw.</p> <p>Apply: Read the differentiated Chilli Challenge words and sentences. Start at the green and read the words/sentences to red and read as much as possible. Read the words/sentences to them so that they can write them.</p>	<p>Chinese New Year Prediction <i>Please do not tell your child what we are learning about before completing Monday's activity.</i></p> <p>Look at the artefacts in the pictures on the template.</p>  <p>Have you seen anything like this before? What do you think each of the objects are? What do you think they might be used for?</p> <p>Record children's responses using text in the speech bubbles or the voice recording tool.</p>




Please use the links below to help you learn at home. You can do this work on the computer or in your Home Learning book and upload it onto Seesaw. It is important to complete all the work to ensure you keep up with the learning we are doing in school.

Tuesday	<p>Ordering by Weight</p> <p>Using the same objects from yesterday can you order up the objects from heaviest to lightest?</p> <p>What do you notice about how you have ordered the objects?</p> 	<p>Chinese New Year - Dragons in the City</p>  <p>Look at the story again at the part where Bo and Evie write wishes for the 'Wishing Tree.' What would be your wish? Think about something you would really like to happen.</p> <p>Green: Draw a picture then use the voice recorder tool or write your child's wish.</p> <p>Amber: Same as above but ask your child to write some key words from their wish.</p> <p>Red: Draw a picture and write a caption sentence describing your wish.</p>	<p>Daily Grapheme: ur</p> <p>Revisit: See above</p> <p>Teach: See above</p> <p>Daily Grapheme: ur Words: fur, hurt, turn, burn, surf</p> <p>Practise: Play a game of Cross the River with ur words.</p> <p>Apply: Read the differentiated Chilli Challenge words and sentences. Start at the green and read the words/sentences to red and read as much as possible. Read the words/sentences to them so that they can write them.</p>	<p>Chinese New Year Facts</p>  <p>Read the non-fiction text PowerPoint on Seesaw.</p> <p>Draw a picture to show something that you have learnt about after reading the non-fiction text. Use the template on Seesaw to help you. Did you read about any of the artefacts that we looked at yesterday?</p> <ul style="list-style-type: none">  Draw a picture of one thing that you have learnt and talk about what you have drawn.  Label your picture using single words.  Write a sentence(s) to talk about what you have drawn. <p><i>Children should use their phonic knowledge to write their labels or sentences.</i></p>
---------	---	---	---	--








Please use the links below to help you learn at home. You can do this work on the computer or in your Home Learning book and upload it onto Seesaw. It is important to complete all the work to ensure you keep up with the learning we are doing in school.

Wednesday	<p>Items Around Us</p>  <p> Find some items in your house that have weights on them (e.g. cans of food) Look at the measurements of weight and order the items from lightest to heaviest.</p> <p> Today you are going to order weight measures from lightest to heaviest. Watch the video which shows the objects being balanced on with cubes. Record how many cubes each object weighed on the template. Order these items from lightest to heaviest.</p> <p> Look at the pictures of the objects. Think about how heavy they might be. Using your knowledge order the items from lightest to heaviest.</p> <p><i>NB: You will need your parents to help you understand the size of the numbers.</i></p>	<p>Chinese New Year – The Zodiac Story</p> <p>Today we are going to look at the story of the Chinese Zodiac.</p>  <p>Use the Seesaw activity to read or watch the video with your child. After the story ask your child these question and record their responses:</p> <p>Why did the animals race? Which animal won the race? Which of the animals was kind? Tell me why? Which animal was unkind? Tell me why?</p>	<p>Daily Grapheme: ow</p> <p>Revisit: See above</p> <p>Teach: See above</p> <p>Daily Grapheme: ow Words: cow, now, owl, down, town, towel</p> <p>Practise: Using the Seesaw template, look at the picture. Re-arrange the letter tiles to make the words to match the pictures.</p> <p>Apply: Read the differentiated Chilli Challenge words and sentences. Start at the green and read the words/sentences to red and read as much as possible. Read the words/sentences to them so that they can write them.</p>	<p>Wellbeing Wednesday!</p> <p>Wellbeing Wednesday is a time for you to switch off from the computer screen and enjoy a different activity.</p>  <p>This week we would like you to go to the park or your nearest green space for a walk.</p>  <p>Take a camera (you can use a phone but ONLY for pictures) and a notebook and pencil with you.</p>  <p>Take the time to look at the nature around you. Take pictures of the exciting things you see that catch your eye! Stop and make a sketch/ sketches of the bits that you like the most.</p> <p>Post pictures of your sketches to Seesaw on Thursday morning.</p> <p>HAVE FUN!</p>
-----------	---	--	---	---

Please use the links below to help you learn at home. You can do this work on the computer or in your Home Learning book and upload it onto Seesaw. It is important to complete all the work to ensure you keep up with the learning we are doing in school.

Thursday	<h2>Using a Balance Scale</h2>  <p>Today you are going to look at a different type of weighing scale called a balance. Look at the video on how these scales work before playing the game. Follow the link to play this game online.</p> <p>https://pbskids.org/peg/games/happy-camel (move the bowl in front of the camel when you think you've identified the one with the toy in.)</p> <p>Record what you have learnt about the balance scale on the template.</p>	<h2>Chinese New Year – Zodiac Animals</h2>  <p>Find out which animal the year of your birth was named after, then find out the characteristics or 'traits' of that animal. Draw a picture of this animal and write about it. E.g. The year of the Snake - Snakes are clever.</p> <p>Green: Draw a picture of your Zodiac animal then use the voice recorder tool or write about its traits.</p> <p>Amber: Same as above but ask your child to write some key-words about their animal.</p> <p>Red: Draw a picture and write a caption sentence describing your animal.</p> <p>This is a fantastic website to help https://kids.nationalgeographic.com/explore/chinese-horoscopes/</p>	<h2>Daily Grapheme: oi</h2> <p>Revisit: See above</p> <p>Teach: See above</p> <p>Daily Grapheme: oi</p> <p>Words: coin, soil, boil, toil, foil, poison</p> <p>Practise: Play a game of Picnic on Pluto, sorting real and nonsense oi words.</p> <p>Apply: Read the differentiated Chilli Challenge words and sentences. Start at the green and read the words/sentences to red and read as much as possible. Read the words/sentences to them so that they can write them.</p>	<h2>Creative Chinese Songs</h2>  <p>Below are two Chinese New Year songs. Use the instruments that you made during our Cold Place topic to learn and perform the songs.</p> <p>Here Come The New Years' (to the tune of "Old MacDonald Had a Farm")</p> <p>Here come the new years Marching round, E-I-E-I-O And this year Is the year of the _____, E-I-E-I-O With a _____ here, And a _____ there, Here a _____, there a _____, Everywhere a _____. Here come the new years Marching round, E-I-E-I-O.</p> <p>Chinese New Year's Day (to the tune of 'London Bridge is Falling Down')</p> <p>See the lion dance and prance, dance and prance, dance and prance. See the lion dance and prance, on Chinese New Year's Day. Hear the firecrackers pop, pop, pop, pop, pop, pop, pop, pop, pop, pop. Hear the firecrackers pop, pop, pop, on Chinese New Year's Day. See the dragon dip and spin, dip and spin, dip and spin. See the dragon dip and spin, on Chinese New Year's Day. See the children laugh and clap, laugh and clap laugh and clap. See the children laugh and clap, on Chinese New Year's Day.</p>
----------	--	---	--	---

Please use the links below to help you learn at home. You can do this work on the computer or in your Home Learning book and upload it onto Seesaw. It is important to complete all the work to ensure you keep up with the learning we are doing in school.

Friday	<p>INVESTIGATION DAY!</p>  <p><i>"The smallest objects are always the lightest objects."</i></p> <p>Is this statement always true, sometimes true or never true?</p> <p>Have a few heavy items that you have used this week.</p> <p>Find small objects in your house and compare the weight to larger objects to find your answer.</p>	<p>Chinese New Year – The Year of the Ox</p>  <p>This year 2021, is the year of the Ox - Look back at the story of the Chinese New Year.</p> <p>Green: Draw a picture of the Ox from the story. Talk to your child about what the Ox is doing and what happened to it.</p> <p>Amber: Draw a picture of the Ox carrying the rat and cat across the river in the story and label it. (Ask your child the initial sound of each animal, or any other sound they can hear)</p> <p>Red: Draw a picture of the Ox in the story. Write a caption to describe the picture. Ask your child to say their sentence first or dictate 'The cat and the rat are on the ox.' for them to write.</p>	<p>Daily Grapheme: ear</p> <p>Revisit: See above</p> <p>Teach: See above</p> <p>Daily Grapheme: ear</p> <p>Words: hear, tear, near, fear, clear, beard</p> <p>Practise: Write the words to match the pictures.</p> <p>Apply: Read the differentiated Chilli Challenge words and sentences. Start at the green and read the words/sentences to red and read as much as possible. Read the words/sentences to them so that they can write them.</p>	<p>Creative Make a Chinese Dragon</p>  <p>Use whatever resources you have at home (this could be just colouring pens and paper) to make a Chinese Dragon.</p> <p> Draw a picture of the dragon you would like to make.</p> <p> Draw and label the parts of the dragon. Make sure at least one part of your dragon is cut out.</p> <p> Complete the full design sheet first and then complete the evaluation sheet after you have made it. Make sure at least one part of your dragon moves – how might you do this? <i>Children should use their phonic knowledge to write their labels or sentences.</i></p> <p>Here are some ideas to help you:</p> 
--------	---	---	--	--

Please use the links below to help you learn at home. You can do this work on the computer or in your Home Learning book and upload it onto Seesaw. It is important to complete all the work to ensure you keep up with the learning we are doing in school.

Daily Activities

Daily Raving Reading: Read for at least 15 minutes and record it in your home reading record. Remember there is a reward if you read and record every day!

Name writing: Please ensure that your child practises writing their name 1-2 times per day, encourage them to write it on every piece of work they complete with you.

Practise blending words in word books – if given

Practise letter formation using the formation below, teach children the letter names of the letters that they are writing.



Useful Online Resources

<https://www.oxfordreadingbuddy.com/uk>

<https://www.purplemash.com/sch/horton-bd5>

<https://www.bbc.co.uk/bitesize/levels/z3g4d2p>

<https://www.phonicsplay.co.uk/>

<https://uk.ixl.com/>