




HPPS Weekly Home Learning 2020 – 2021

Please use the links below to help you learn at home. You can do this work on the computer or in your Home Learning book and upload it onto Seesaw. It is important to complete all the work to ensure you keep up with the learning we are doing in school.

Maths	Daily Activities	Literacy	Phonics	Useful Online Resources	Topic
	<p>Comparing Length and Height</p> <p>Daily Raving Reading: Read for at least 15 minutes and record it in your home reading record. Remember there is a reward if you do this every day!</p> <p>This week we are thinking about length and height.</p> <p>Name writing: Please ensure that your child practises writing their name on every piece of paper with the heights of the people in your household – take a picture of your household in height order.</p> <p>Practise letter formation with the formation below. Write the names of the letters that are writing.</p>	<p>Idris and Iris</p>  <p>The week children are reading the story Iris and Isaac by Catherine Rayner</p>	<p>Weekly Graphemes - j v w x</p> <p>https://www.oxfordreadingbuddy.com/uk https://www.purplemash.com/school/horton-b https://www.bbc.co.uk/bitesize/levels/z3g4 https://www.phonicsplay.co.uk/ https://ukixl.com/</p> <p>Revisit all previously taught graphemes/ tricky word/ decodable words</p> <p>Recognition of graphemes</p> <p>Formation practise</p> <p>Blending graphemes within words</p> <p>Jet, jam, vet, van, web, wet, box, fox</p> <p>Uploaded to Seesaw. Please email back to EYFSinfo@hortonparkacademy.co.uk or upload to SeeSaw.</p>	<p>Online Resources</p> <p>Cold Places</p>  <p>This week we are thinking about Cold Places and how the environment, including animals and people's lives are different to England.</p> <p>You can use pages such as the ones listed below to reearch cold places:</p> <p>https://www.kids-world-travel-guide.com/antarctica-facts.html#:~:text=Antarctica%20is%20an%20ice%20covered,a%20thick%20layer%20of%20ice.&text=The%20inland%20ice%20sheet%20has,continent%20of%20the%20seven%20continents.</p> <p>https://www.youtube.com/watch?v=t3StWheKtq8</p> <p>https://www.youtube.com/watch?v=kA-aro3ll</p> <p>Draw pictures and write about what you have found out.</p> <p>Uploaded to Seesaw. Please email back to EYFSinfo@hortonparkacademy.co.uk or upload to SeeSaw.</p>	
	 <p>the story</p> <p>https://www.oxfordreadingbuddy.com/uk</p> <p>and s with</p> <p>for reading</p> <p>last</p> <p>it.</p> <p>Please</p> <p>Upl</p> <p>EYFSinfo@hortonparkacademy.co.uk or upload to SeeSaw.</p>	<p>https://www.oxfordreadingbuddy.com/uk</p> <p>and s with</p> <p>for reading</p> <p>last</p> <p>it.</p> <p>Please</p> <p>EYFSinfo@hortonparkacademy.co.uk</p> <p>https://www.oxfordreadingbuddy.com/uk or upload to SeeSaw.</p>			

HPPS Weekly Home Learning 2020 – 2021

Please use the links below to help you learn at home. You can do this work on the computer or in your Home Learning book and upload it onto Seesaw. It is important to complete all the work to ensure you keep up with the learning we are doing in school.

Please use the links below to help you learn at home. You can do this work on the computer or in your Home Learning book and upload it onto Seesaw. It is important to complete all the work to ensure you keep up with the learning we are doing in school.

Before reading the book:

Encourage the child to handle the book and hold it the correct way around.



Can you find the front cover?

What can you see on the front cover?



What might this book be about?

Can you find/point to the title?


What might happen in the story?



 twinkl.co.uk

During the reading of the book:


Encourage the child to talk about the pictures and what is happening in the story. They may also like to turn the pages, join in with repeated words and phrases, and listen to/identify any words that rhyme.



What is happening on this page?


What might happen next?

What does this word mean?




Do you like ...?

What might happen at the end of the story?



Can you turn to the next page?

 twinkl.co.uk

After reading the book:

Encourage the child to talk about what happened in the book.



What happened in the story?

What happened to this character?



What did you find out?

Did you like this book? Why?

What was your favourite part?



Who was your favourite character?

 twinkl.co.uk